

# KDE DANCE

## SOCIAL STORY



Photographer credit: KDE Dance, Rosie Powell and Ruby Gadsby

## **PLAYSCAPE: HOW TO BUILD A GALAXY**



Hello, my name is Katie. I created this piece. I will be at most shows playing the music and controlling the live motion capture. If you need the music turned down, you can talk to me.



Hello, my name is Ruby. I am the technical assistant. I help the creative team and the audience so the show runs smoothly. If you have any questions, feel free to ask me. I do not always travel with the show. If I am not there, you can ask Katie.





Hello, my name is Ed. I am one of the performers. You will see me dream, turn, jump, and travel to different creative worlds.





Hello, my name is Gabby. I am one of the performers. I help Ed dream during the piece, and hopefully will help you too!

# INTRODUCTION TO THE TECHNOLOGY



***‘Playscape: How to Build a Galaxy’*** is a dance performance and workshop. It includes dancing, motion capture, visuals, and music. During the experience, we will use motion capture.



This involves someone wearing a suit with Velcro straps and sensors. These sensors send live signals to the computer.





This data will be used to move an avatar and change different virtual worlds. The small sensors light up in a bright color.



If you wear a suit, you will need to connect the sensors by doing three poses: T, S, and A.






We can help you get into the suit, or if you prefer, you can do it yourself with our direction.






Anything can happen with technology, so sometimes you may need to connect the sensors a few times!

In a workshop, you can expect to:



Wear a motion capture suit and learn the basics of how this technology works.



Explore different space environments.



Dance with your own and others' avatars




Influence the  
virtual world  
around you.



Learn about how  
the game engine  
we use to run the  
show works.






You do not need dance or technical experience to participate, and workshops can be adjusted for different experience levels and various access needs.





The setup for each show varies, but in most cases, we will have some simple lighting and creative tools like floodlights, scarves, and fluffy balls to enable you to embark on your own creative space exploration. All workshops and performances will involve dimming the space to some extent.



Expect to also see projectors, speakers, and in some spaces a big screen.





When you enter the space, in some locations, you may even be greeted by colourful light and a tactile star cloth.



We aim to get as many people into the suits as possible, but capacity varies depending on the workshop setup. Ways we might select people include; seeing who is holding a fluffy ball when the music stops (don't worry if you find catching hard), pre-sign ups, or working with smaller groups.



For some workshops, we offer noise-canceling headphones to help people fully immerse themselves in the workshop's world. In this case, you will be given prompts on how you might want to move and use the motion capture through the audio.



# INTRODUCTION TO THE STORYLINE



In '*Playscape: How to Build a Galaxy*', you will meet two characters who encounter each other during the performance. Gabby is from another world, while Ed is human.



We see Ed sleeping, and he falls into a dream.



During this dream, he meets Gabby, who takes him under her wing and shows him different places in space where he can be creative, play, and dream.




Through this, Ed gains confidence and begins creating his own spaces. Once he learns this, Gabby wakes Ed up, where we see him questioning if the dream was real. Even if it wasn't, we see him rush off with a new idea.



You might be given Ed's blanket to look after during the performance.





At the end, we will ask you about your dream, and if you want to, you may write it down and share it with us.




In some locations, we will provide an activity pack for you to complete.



The music includes some unusual sound effects, so please let us know if you would like it turned down.

The performance's running time is just under 20 minutes.



Our performance space is set up in various ways. Sometimes you will be seated or lying down on the floor, or you might be sitting on a yoga mat, sofa, or standing. It can also be performed in front of you, or the performance might take place within a circle of audience members. In some spaces, we also bring a large screen to project onto. There will be moments when the performers may come near you.



# INTRODUCTION TO THE SPACES WE VISIT



We love meeting new people and redefining where a performance can happen, so you may see our work in your local library, at your school, youth centre, or local community space. Anywhere people spend time, we are interested in bringing our work to.



These spaces all have different uses, and some might normally be quiet spaces, but when you see the performance, it's okay to make noise.

We look forward to meeting you at a performance or workshop soon. If you have any further questions, please get in touch via email:

**[info@katedale-everettdance.co.uk](mailto:info@katedale-everettdance.co.uk)**